REV	DESCRIPTION	DATE	APPROVED

ROHS Compliant REACH

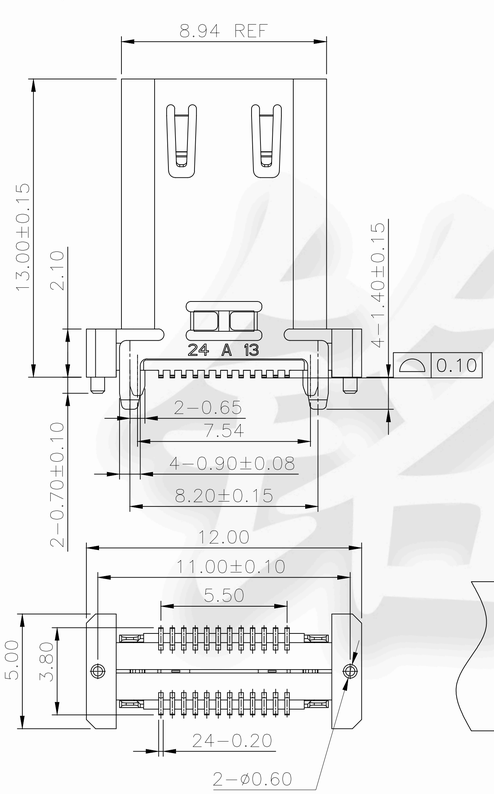

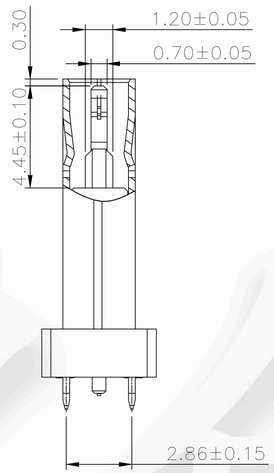

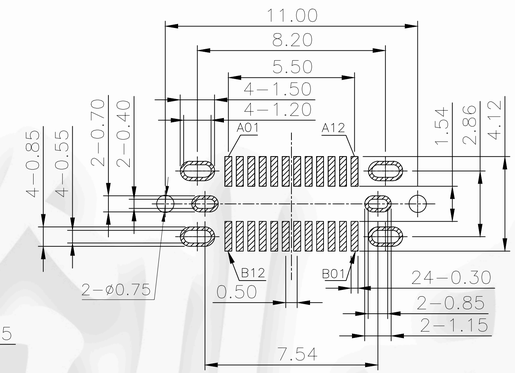

RECOMMENDED P.C.B. LAYOUT(俯视图)

TOLERANCE UNSPECIFIED ±0.05mm

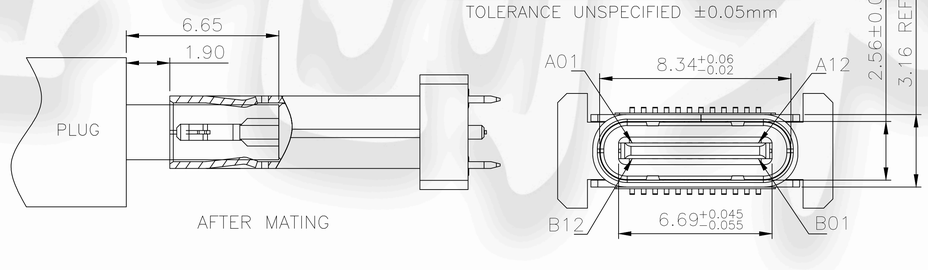

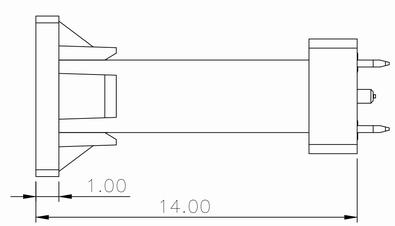

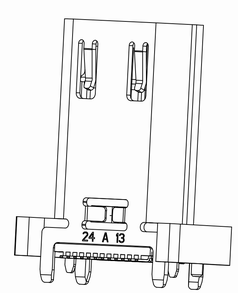

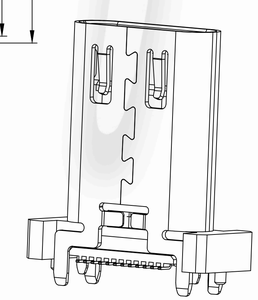

SPECIFICATION:

1´ELECTRICAL:
- 1.1 CURRENT RATING:5A;
- 1.2 CONTACT RESISTANCE:40mΩ Max;
- 1.3 DIELECTRIC WITHSTANDING VOLTAGE:100V AC;
- 1.4 INSULATION RESISTANCE:100 MΩ MIN;

2´MECHANICAL;
- 2.1 MATING FORCE:5~20N;
- 2.2 UNMATING FORCE:8~20N;
- 2.3 DURABILITY:10000 CYCLES;6~20N AFTER DURABILITY TEST;

3´MATERIAL:
- 3.1 HOUSING&MOLDING:BLACK LCP UL94V-0;
- 3.2 TERMINAL:C18400 T=0.12mm;
- 3.3 SHELL:SUS304 T=0.30mm;
- 3.4 MID PLATE:SUS301 T=0.15mm;

4´PLATING SPECIFICATION:
- 4.1 TERMINAL:CONTACT POINT GOLD PLATED 3u"Min
  PIN WELDING AREA GOLD PLATED 1u"Min.
- 4.2 NI 40U"Min. UNDER PLATED OVER ALL.
- 4.3 SHELL:PLATED Ni 50u"Min(Salt spray 48H)

5´ELECTROPLATED PRODUCTS NEED TO UNDERGO TIN ADHESION TESTING: THE TIN ADHESION AREA SHOULD REACH OVER 95%.

6´SMT REFLOW SOLDERING (PEAK VALUE 260 °C ± 5 ° C) SHALL BE FREE OF BLISTERING, GLUE MELTING AND POOR COLOR CHANGE (DEFORMATION WITHIN TOLERANCE)

7´OPERATING TEMPERATURE：-40°C~+85°C

PIN	SIGNAL NAME	PIN	SIGNAL NAME
A1	GND	B12	GND
A2	TX1+	B11	RX1+
A3	TX1-	B10	RX1-
A4	VBUS	B9	VBUS
A5	CC1	B8	SBU2
A6	D+	B7	D-
A7	D-	B6	D+
A8	SBU1	B5	CC2
A9	VBUS	B4	VBUS
A10	RX2-	B3	TX2-
A11	RX2+	B2	TX2+
A12	GND	B1	GND

CUSTOMER DRAWING

UNITS	SCALE	SHEET
mm	1:1	

PROJECTION:

DRAW: DAP

GENERAL TOLERANCE
0. ±0.35
0.0 ±0.25
0.00 ±0.15
0.° ±4°
0.0° ±3°

CHECK: HWT

APPD: HHM

铭创科技（东莞）有限公司
Mingchuang Technology (Dongguan) Co., Ltd

TITLE: TYPE C母座24PIN 立贴 L=13.0 有弹

MAT'L: SEE TABLE

FINISH: SEE TABLE

DWG.NO. 2030.TCF.24LS.J79

PART NO. ———

SIZE A4