REV	DESCRIPTION	DATE	APPROVED
A	新板发行	2020.11.06	HHM

ROHS Compliant REACH

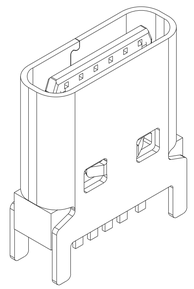

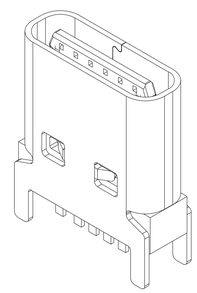

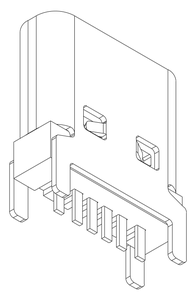

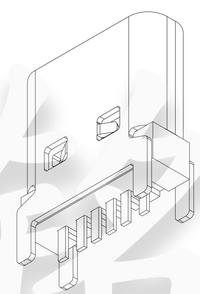

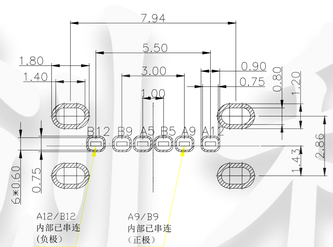

RECOMMENDED P.C.B. LAYOUT
TOLERANCE UNSPECIFIED ±0.05mm

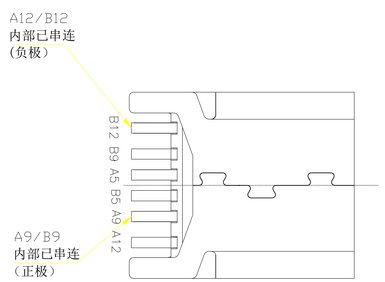

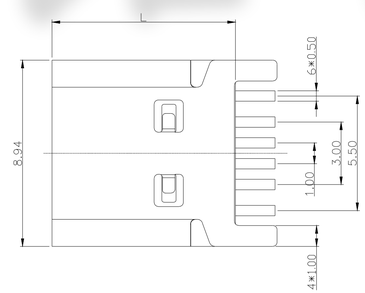

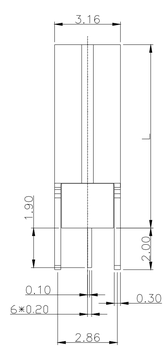

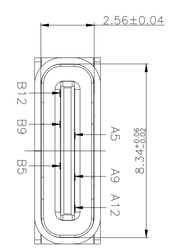

PART SPECIFICATIONS:

1.MATERIAL SPECIFICATION:
- 1.1 HOUSING:HIGH TEMPERATURE RESISTANT PLASTIC,UL94 V-0.
- 1.2 CONTACTS:COPPER ALLOY
- 1.3 SHELL: STAINLESS STEEL

2.PLATING SPECIFICATION:
- 2.1 CONTACTS:
  - Ni 50u" MIN. UNDER PLATED OVER ALL.
  - Au PLATED ON THE FUNCTIONAL AREA OF CONTACT.
  - Sn PLATED ON SOLDER AREA.
- 2.2 FRONT SHELL:
  - Ni 50u" MIN. UNDER PLATED OVER ALL.

3.MECHANICAL PERFORMANCE,
- 3.1 INSERTION FORCE: 0.5kgf~2.0kgf.
- 3.2 REMOVAL FORCE: 0.6kgf~2.0kgf.
- 3.3 DURABILITY: 5000 CYCLES.

4.ELECTRICAL PERFORMANCE
- 4.1 CURRENT RATING: 3.0A
  - VOLTAGE RATING: 5.0V
- 4.2 LLCR:
  - VBUS & GND PINS AND OTHER PINS: 40mΩ/PIN MAX.
  - LLCR MAX. CHANGE OF ALL PINS: 10mΩ.
- 4.3 INSULATION RESISTANCE: 100MΩ MIN
- 4.4 DIELECTRIC WITHSTAND VOLTAGE,AC 100V FOR 1 MINUTE.

5.ENVIRONMENTAL PERFORMANCE:
- OPERATING TEMPERATURE: -25°C~+85°C.

6.IR REFLOW:
- THE PEAK TEMPERATURE ON THE BOARD SHALL BE MAINTAINED FOR 10 SECONDS AT 260°C.

PIN ASSIGNMENTS

A5	CC1	B12	GND
A9	VBUS	B9	VBUS
A12	GND	B5	CC2
PIN	SIGNAL NAME	PIN	SIGNAL NAME

L =10.5

铭创科技

CUSTOMER DRAWING

UNITS: mm	SCALE: 1:1	SHEET
PROJECTION:	DRAW: DAP	铭创科技（东莞）有限公司
GENERAL TOLERANCE 0. ±0.35 0.0 ±0.25 0.00 ±0.15 0.° ±4° 0.0° ±3°	CHECK: HWT	TITLE: TYPE C母座6PIN 立插 L=10.5 不带钢片 304
	APPD: HHM	MAT'L: SEE TABLE / FINISH: SEE TABLE
		DWG. NO. 1632.TCF.6LS.H97 / PART NO. ——— / SIZE A4